



US00D958546S

(12) **United States Design Patent**
Park

(10) **Patent No.:** **US D958,546 S**

(45) **Date of Patent:** **** Jul. 26, 2022**

(54) **PHOTO DISPLAY ASSEMBLY**

D729,526 S * 5/2015 Klatt D6/306
D927,204 S * 8/2021 Stanislowski D6/302
2009/0139127 A1* 6/2009 Southard A47G 1/065
40/761

(71) Applicant: **Umbra LLC**, Buffalo, NY (US)

(72) Inventor: **Sung Wook Park**, Toronto (CA)

(73) Assignee: **Umbra LLC**, Buffalo, NY (US)

(**) Term: **15 Years**

FOREIGN PATENT DOCUMENTS

EM 008513006-0002 * 4/2021
GB 6150040 * 7/2021

(21) Appl. No.: **29/738,998**

(22) Filed: **Jun. 22, 2020**

(51) **LOC (13) Cl.** **06-07**

(52) **U.S. Cl.** **D6/302**
USPC

(58) **Field of Classification Search**

USPC D6/300, 301, 302, 303, 304, 307, 308,
D6/309, 310, 311, 312, 313, 314;
D20/10, 27
CPC A47G 1/06; A47G 1/0605; A47G 1/0616;
A47G 1/0638; A47G 1/08; A47G 1/14;
A47G 1/142; A47G 1/16; A47G 1/1613;
A47G 2001/0688; A47G 2001/0694;
A47G 2001/148; G09G 2380/16
See application file for complete search history.

OTHER PUBLICATIONS

Umbra Mingle Gallery Collage Picture Frame Set [online], [site visited May 5, 2022]. Available from internet, URL: <https://www.amazon.ca/Umbra-Mingle-Gallery-Collage-Picture/dp/B087C8DB3T/?th=1> (Year: 2020).*

* cited by examiner

Primary Examiner — Cynthia Ramirez
Assistant Examiner — Xavier Marti-Santos
(74) *Attorney, Agent, or Firm* — Simpson & Simpson, PLLC

(57) **CLAIM**

The ornamental design for a photo display assembly, as shown and described.

(56) **References Cited**

U.S. PATENT DOCUMENTS


3,722,122 A * 3/1973 Sesto A47G 1/065
428/14
4,017,989 A * 4/1977 Murray G09F 1/12
40/605
D254,114 S * 2/1980 Lyman D6/302
D437,490 S * 2/2001 Vincent D6/302
D487,356 S * 3/2004 Gasparian D6/301
D529,301 S * 10/2006 Phillips D6/302
D541,055 S * 4/2007 Gasparian D6/301
D590,603 S * 4/2009 Heuman D6/302
D606,761 S * 12/2009 Quinn D6/302
8,333,026 B2 * 12/2012 Southard A47G 1/16
40/745

DESCRIPTION

FIG. 1 is a front elevational view of the photo display assembly showing my new design;
FIG. 2 is a rear view thereof;
FIG. 3 is a left side elevational view thereof;
FIG. 4 is a right side elevational view thereof;
FIG. 5 is a top plan view thereof;
FIG. 6 is a bottom plan view thereof; and,
FIG. 7 is a perspective view thereof.

The broken lines in the figures are to show environment and form no part of the claimed design. Shading lines are included in various views to depict that the panes in the photo display assembly are transparent.

1 Claim, 5 Drawing Sheets






FIG. 1




FIG. 2



FIG. 4



FIG. 3



FIG. 5



FIG. 6

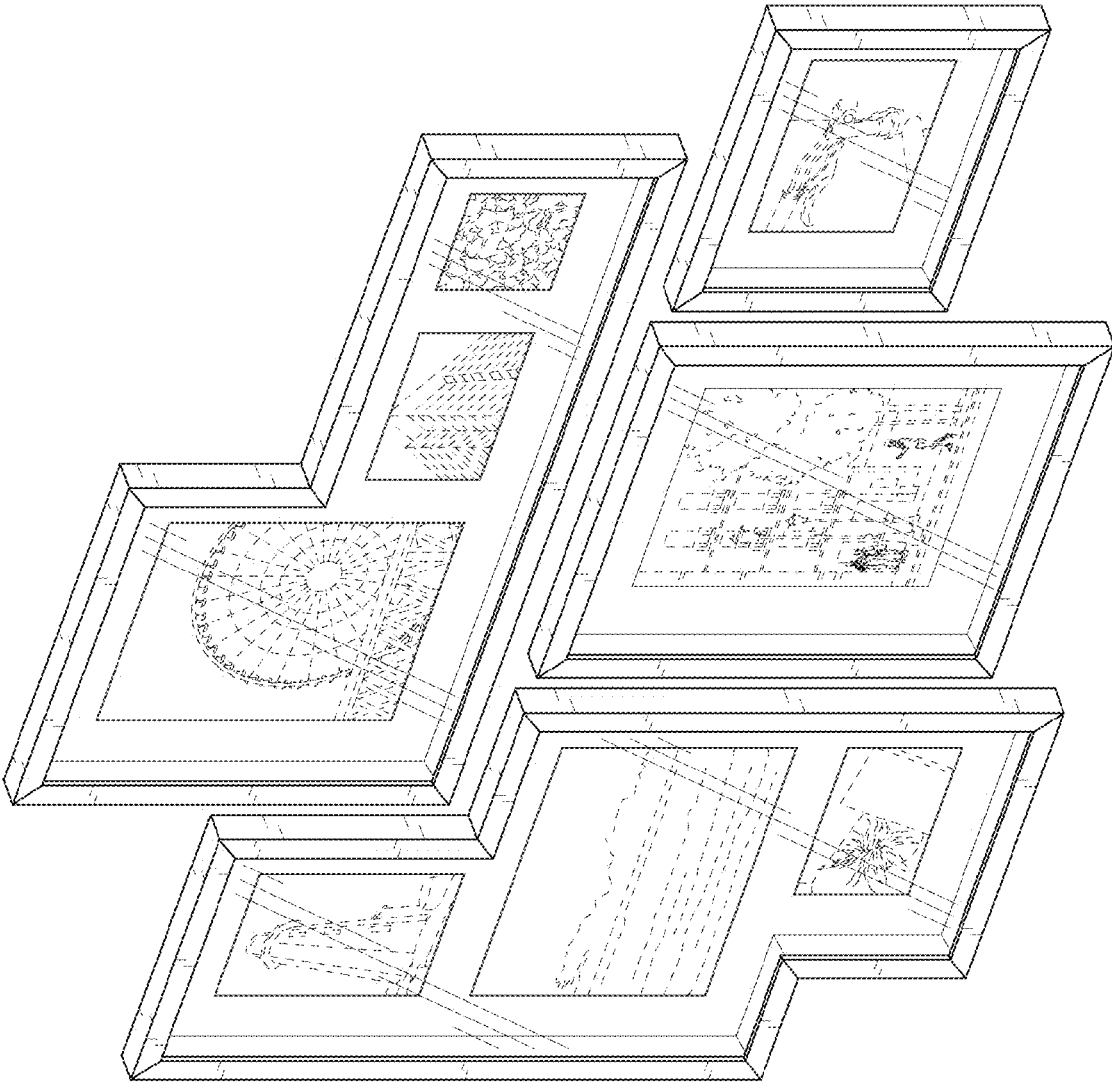


FIG. 7