

[54] HANDLE ADAPTED TO BE PARTIALLY RECESSED WITHIN A DOOR OF A COIN OPERATED LOCKER CABINET OR THE LIKE

[75] Inventor: Forest G. Stark, Jamestown, N.Y.

[73] Assignee: American Locker Security Systems, Inc., Jamestown, N.Y.

[\*\*] Term: 14 Years

[21] Appl. No.: 194,064

[22] Filed: Oct. 6, 1980

[51] Int. Cl. .... D8-06

[52] U.S. Cl. .... D8/314; D8/313

[58] Field of Search ..... D8/300, 313, 314; 16/110 R; 292/DIG. 68

[56] References Cited

U.S. PATENT DOCUMENTS

- D. 212,596 11/1968 Flambolt ..... D8/314
- D. 216,990 3/1970 Van Ryn ..... D8/313
- D. 230,132 1/1974 Pastva ..... D8/313

D. 253,031 10/1979 Gidseg ..... D8/314

OTHER PUBLICATIONS

Architectural Record; 3/62, p. 264; handle GP-15, (second from left, upper row).

Primary Examiner—B. J. Bullock  
Attorney, Agent, or Firm—Bean, Kauffman & Bean

[57] CLAIM

The ornamental design for a handle adapted to be partially recessed within a door of a coin operated locker cabinet or the like, as shown.

DESCRIPTION

FIG. 1 is a front elevational view of a handle adapted to be partially recessed within a door of a coin operated locker cabinet or the like showing my new design;  
 FIG. 2 is a top plan view thereof;  
 FIG. 3 is a bottom plan view thereof;  
 FIG. 4 is a rear elevational view thereof;  
 FIG. 5 is a side elevational view taken from the left of FIG. 1;  
 FIG. 6 is a side elevational view taken from the right of FIG. 1.

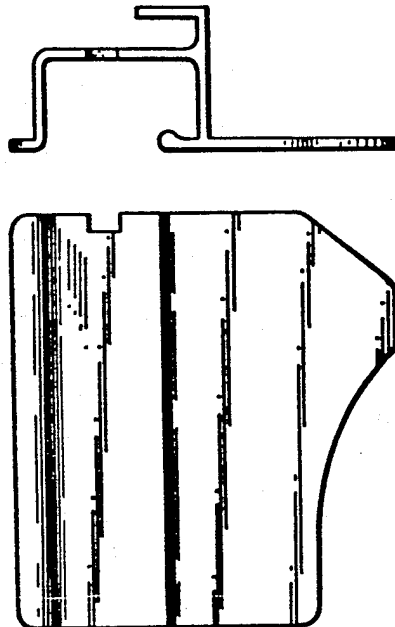


Fig. 2.

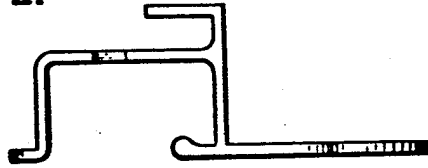


Fig. 5.




Fig. 6.




Fig. 1.

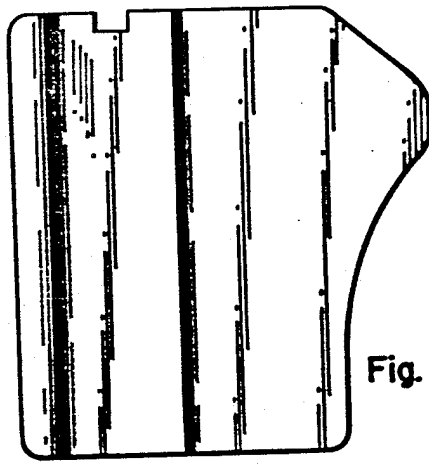


Fig. 3.

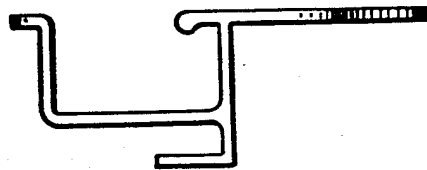


Fig. 4.

